



SOMI CONVEYOR BELTINGS LTD.

4 F-15, "Oliver House", New Power House Road, JODHPUR - 342 001 INDIA
Tel.: +91 - 291 - 2610472, 2637080, 2637564, 2637565 Fax : +91 - 291 - 2432307
E-mail : sales@somiconveyor.com • Visit us at : www.somiconveyor.com

SOMI/LEGAL & SECRETARIAL/BSE/2012/
FAX/REGD.A.D/COURIER/E-MAIL
DATE: 15/10/2012

To,
The Bombay Stock Exchange Limited
Phiroze JeeJeebhoy Towers,
Dalal Street,
Mumbai-400001
Phones: 91-22-22721233/4
Fax: 022-22722061

Sir,

Subject: Shareholding Pattern as on 30th September 2012 (Q2).

In pursuance of the provisions of Clause 35 of the Listing Agreement, find enclosed three copies of Shareholding Pattern as on 30th September, 2012 (Q2).

FOR SOMI CONVEYOR BELTINGS LIMITED

AMIT BAXI
(Company Secretary and Compliance Officer)
Enclosure: As Above

Introductory sub-table (I)(a)

Name of the Company: SOMI CONVEYOR BELTINGS LIMITED			
Scrip Code : 533001, Name of the scrip : SOMICONV, class of security: Equity			
Quarter ended: SEPT 2012			
Partly paid-up shares:-			
	No. of partly paid-up shares	As a % of total no. of partly paid-up shares	As a % of total no. of shares of the company
Held by promoter/promoter group	0	0.00	0.00
Held by public	0	0.00	0.00
Total	0	0.00	0.00
Outstanding convertible securities:-			
	No. of outstanding securities	As a % of total no. of outstanding convertible securities	As a % of total no. of shares of the company, assuming full conversion of the convertible securities
Held by promoter/promoter group	0	0.00	0.00
Held by public	0	0.00	0.00
Total	0	0.00	0.00
Warrants:-			
	No. of warrants	As a % of total no. of warrants	As a % of total no. of shares of the company, assuming full conversion of warrants
Held by promoter/promoter group	0	0.00	0.00
Held by public	0	0.00	0.00
Total	0	0.00	0.00
Total paid-up capital of the company, assuming full conversion of warrants and convertible securities		11779656	

For SOMI


Statement Showing Shareholding Pattern

		Table (I)(a)						
Category code	Category of Shareholder	Number of Shareholders	Total number of shares	Number of shares held in dematerialized form	Total shareholding as a percentage of total number of shares		Shares Pledged or otherwise encumbered	
					As a percentage of (A+B) ¹	As a percentage of (A+B+C)	Number of shares	As a percentage
(I)	(II)	(III)	(IV)	(V)	(VI)	(VII)	(VIII)	(IX) = (VIII)/(IV)*100
(A)	Shareholding of Promoter and Promoter Group²							
1	Indian							
(a)	Individuals/ Hindu Undivided Family	9	6331829	6281649	53.75	53.75		0.00
(b)	Central Government/ State Government(s)				0.00	0.00		0.00
(c)	Bodies Corporate	0	0	0	0.00	0.00		#DIV/0!
(d)	Financial Institutions/ Banks				0.00	0.00		0.00
(e)	Any Others(Specify)				0.00	0.00		0.00
(e-i)					0.00	0.00		0.00
(e-ii)					0.00	0.00		0.00
	Sub Total(A)(1)	9	6331829	6281649	53.75	53.75	0	0.00
2	Foreign							
a	Individuals (Non-Residents Individuals/ Foreign Individuals)				0.00	0.00		0.00
b	Bodies Corporate				0.00	0.00		0.00
c	Institutions				0.00	0.00		0.00
d	Qualified Foreign Investor				0.00	0.00		0.00
e	Any Others(Specify)				0.00	0.00		0.00
e-i					0.00	0.00		0.00
e-ii								
	Sub Total(A)(2)	0	0	0	0.00	0.00	0	0.00
	Total Shareholding of Promoter and Promoter Group (A)= (A)(1)+(A)(2)	9	6331829	6281649	53.75	53.75	0	0.00

For Subm. C...

(Signature)

(B)	Public shareholding							
1	Institutions							
(a)	Mutual Funds/ UTI				0.00	0.00		
(b)	Financial Institutions / Banks				0.00	0.00		
(c)	Central Government/ State Government(s)				0.00	0.00		
(d)	Venture Capital Funds				0.00	0.00		
(e)	Insurance Companies				0.00	0.00		
(f)	Foreign Institutional Investors				0.00	0.00		
(g)	Foreign Venture Capital Investors				0.00	0.00		
(h)	Qualified Foreign Investor				0.00	0.00		
(i)	Any Other (specify)				0.00	0.00		
(i-ii)					0.00	0.00		
(i-ii)								
	Sub-Total (B)(1)	0	0	0	0.00	0.00		
B 2	Non-institutions							
(a)	Bodies Corporate	67	2606437	1784437	22.13	22.13		
(b)	Individuals							
I	Individuals -i. Individual shareholders holding nominal share capital up to Rs 1 lakh	2812	1693270	1693260	14.37	14.37		
II	ii. Individual shareholders holding nominal share capital in excess of Rs. 1 lakh.	23	1016276	1016276	8.63	8.63		
(c)	Qualified Foreign Investor				0.00	0.00		
(d-i)	Clearing Members	19	73785	73785	0.63	0.63		
(d-ii)	Trusts	2	34746	34746	0.29	0.29		
(d-iii)	NRI / OCBs	10	23313	23313	0.20	0.20		
(d-iv)	Directors & Relatives	0	0	0	0.00	0.00		
	Sub-Total (B)(2)	2933	5447827	4625817	46.25	46.25		
(B)	Total Public Shareholding (B)= (B)(1)+(B)(2)	2933	5447827	4625817	46.25	46.25		
	TOTAL (A)+(B)	2942	11779656	10907466	100.00	100.00		
(C)	Shares held by Custodians and against which Depository Receipts have been issued							
1	Promoter and Promoter Group	0	0	0	0.00	0.00		0.00

For S.M.I. Co.

 Director

2	Public	0	0	0	0.00		
	Sub-Total (C)	0	0	0	0.00	0	
	GRAND TOTAL (A)+(B)+(C)	2942	11779656	10907466	100.00	0	0.00

For SDR...

(Signature)


Sr.No	Notes
1	
2	
3	
4	
5	
6	
7	
8	
9	

G. Ph...

(I)(b) Statement showing holding of securities (including shares, warrants, convertible securities) of persons belonging to the category "Promoter and Promoter Group"

Sr.	Name of the	Details of Shares held		Encumbered shares (*)			Details of warrants		Details of convertible securities		Total shares (including underlying shares assuming full conversion)
		Number of shares held	As a % of grand total (A)+(B)+(C)	No.	As a percent age	As a % of grand total (A)+(B)+(C) of sub-clause (I)(a)	Number of warrants held	As a % total number of warrants of the same class	Number of convertible securities held	As a % total number of convertible securities of the same class	
No.	shareholder										
(I)	(II)	(III)	(IV)	(V)	=(V)/(III)*	(VII)	(VIII)	(IX)	(X)	(XI)	(XII)
1	GAURAV BHANSALI	421377	3.58	0	0.00	0.00	0	0.00	0	0.00	3.58
2	J M MEHTA	180	0.00	0	0.00	0.00	0	0.00	0	0.00	0.00
3	MADHU MEHTA	50000	0.42	0	0.00	0.00	0	0.00	0	0.00	0.42
4	OM KUMARI BHANSALI	989394	8.40	0	0.00	0.00	0	0.00	0	0.00	8.40
5	OM PRAKASH BHANSALI	4162658	35.34	0	0.00	0.00	0	0.00	0	0.00	35.34
6	OM PRAKASH BHANSALI HUF	135000	1.15	0	0.00	0.00	0	0.00	0	0.00	1.15
7	PRIYA BHANSALI	68691	0.58	0	0.00	0.00	0	0.00	0	0.00	0.58
8	RUCHI BHANSALI	72689	0.62	0	0.00	0.00	0	0.00	0	0.00	0.62
9	VIMAL BHANSALI	431840	3.67	0	0.00	0.00	0	0.00	0	0.00	3.67
TOTAL		6331829	53.75	0.00	0.00	0.00	0.00	0.00	0.00	0.00	53.75

(*) The term "encumbrance" has the same meaning as assigned to it in regulation 28(3) of the SAST Regulations, 2011



(I)(c)(i) Statement showing holding of securities (including shares, warrants, convertible securities) of persons belonging to the category "Public" and holding more than 1% of the total number of shares

Sr. No.	Name of the shareholder	Number of shares held	Shares as a percentage of total number of shares {i.e., Grand Total (A)+(B)+(C) indicated in Statement at para (I)(a) above}	Details of warrants		Details of convertible		Total shares (including underlying shares assuming full conversion of warrants and convertible securities) as a % of diluted share capital
				Number of warrants held	As a % total number of warrants of the same class	Number of convertible securities held	% w.r.t total number of convertible securities of the same class	
1	Dipak Kanayalal Shah	131173	1.11	0	0.00		0.00	1.11
2	Rajendrakumar S Bhimrajka	275000	2.33	0	0.00		0.00	2.33
3	Ajay Multi Projects Ltd	120716	1.02	0	0.00		0.00	1.02
4	Joshna Trading Pvt Ltd	286000	2.43	0	0.00		0.00	2.43
5	Manish Tradecon Pvt Ltd	318194	2.70	0	0.00		0.00	2.70
6	Religare Finvest Ltd	135000	1.15	0	0.00		0.00	1.15
7	Royal Jaisal Financial Consult	382553	3.25	0	0.00		0.00	3.25
8	Sajoy Rubber Pvt Ltd	238000	2.02	0	0.00		0.00	2.02
9	Sina Cemtrade Pvt Ltd	298000	2.53	0	0.00		0.00	2.53
10	Transland Shares Pvt Ltd	480753	4.08	0	0.00		0.00	4.08
TOTAL		2665389	22.63	0.00	0.00	0.00	0.00	22.63

For SOMI Company


(I)(c)(ii) Statement showing holding of securities (including shares, warrants, convertible securities) of persons (together with PAC) belonging to the category "Public" and holding more than 5% of the total number of shares of the company

Sr. No.	Name(s) of the shareholder(s) and the Persons Acting in Concert (PAC) with them	Number of shares	Shares as a percentage of total number of shares {i.e., Grand Total (A)+(B)+(C) indicated in Statement at para (I)(a) above}	Details of warrants		Details of convertible		Total shares (including underlying shares assuming full conversion of warrants and convertible securities) as a % of diluted share
				Number of warrants	As a % total number of warrants of the same class	Number of convertible securities held	% w.r.t total number of convertible securities of the same class	
1	N.A.	0	0.00	0	0.00	0	0.00	0.00
2			0.00	0	0.00	0	0.00	0.00
3			0.00	0	0.00	0	0.00	0.00
4			0.00	0	0.00	0	0.00	0.00
5			0.00	0	0.00	0	0.00	0.00
6			0.00	0	0.00	0	0.00	0.00
7			0.00	0	0.00	0	0.00	0.00
8			0.00	0	0.00	0	0.00	0.00
9			0.00	0	0.00	0	0.00	0.00
10			0.00	0	0.00	0	0.00	0.00
TOTAL		0	0.00	0	0.00	0	0.00	0.00

(Handwritten signature)


(I)(d) Statement showing details of locked-in shares

Sr. No.	Name of the shareholder	Number of locked-in shares	Locked-in shares as a percentage of total number of shares {i.e., Grand Total (A)+(B)+(C) indicated in Statement at para (I)(a) above}
1	N.A		0.00
2			0.00
3			0.00
4			0.00
5			0.00
6			0.00
7			0.00
8			0.00
9			0.00
TOTAL		0	0.00

FdI Subst. Control of Company Limited


(II)(a) Statement showing details of Depository Receipts (DRs)

Sr. No.	Type of outstanding DR (ADRs, GDRs, SDRs, etc.)	Number of outstanding DRs	Number of shares underlying outstanding DRs	Shares underlying outstanding DRs as a percentage of total number of shares {i.e., Grand Total (A)+(B)+(C) indicated in Statement at para (I)(a) above}
1	N.A			0.00
2				0.00
3				0.00
4				0.00
5				0.00
6				0.00
7				0.00
8				0.00
9				0.00
TOTAL		0	0	0.00

For SDR...


(II)(b) Statement showing holding of Depository Receipts (DRs), where underlying shares held by "promoter/promoter group" are in excess of 1% of the total number of shares

Sr. No.	Name of the DR Holder	Type of outstanding DR (ADRs, GDRs, SDRs, etc.)	Number of shares underlying outstanding DRs	Shares underlying outstanding DRs as a percentage of total number of shares {i.e., Grand Total (A)+(B)+(C) indicated in Statement at para (I)(a) above}
1	N.A			0.00
2				0.00
3				0.00
4				0.00
5				0.00
6				0.00
7				0.00
8				0.00
9				0.00
TOTAL			0	0.00

For Sign. 