



SOMI CONVEYOR BELTINGS LTD.

4 F-15, "Oliver House", New Power House Road, JODHPUR - 342 001 INDIA
Tel.: +91 - 291 - 2765400 to 09, 2610472, 2637564/65 Fax: +91 - 291 - 2765410, 2432307
E-mail : sales@somiconveyor.com • Visit us at : www.somiconveyor.com
MFG ALL TYPE OF FABRIC, STEEL CORD & BUCKET ELEVATOR BELTS OUR CIN NO. L25192RJ2000PLC016480

SOMI/LEGAL & SECRETARIAL/BSE/2015/22
FAX/REGD.A.D/COURIER/E-MAIL
DATE: 18/07/2015


To,
The BSE Limited
Phiroze JeeJeebhoy Towers,
Dalal Street,
Mumbai-400021
Phones: 91-22-22721233/4
Fax: 022-22721557

Sir,

Subject: Shareholding Pattern as on 30th June, 2015 (Q1).

In pursuance of the provisions of Clause 35 of the Listing Agreement, find enclosed three copies of Shareholding Pattern as on 30th June, 2015 (Q1).


FOR SOMI CONVEYOR BELTINGS LIMITED


AMIT BAXI
(Company Secretary and Compliance Officer)
Enclosure: As Above




Introductory sub-table (I)(a)

Name of the Company: SOMI CONVEYOR BELTINGS LIMITED			
Scrip Code : 533001, Name of the scrip : SOMICONV, class of security: Equity			
Quarter ended: JUNE 2015			
Partly paid-up shares:-			
	No. of partly paid-up shares	As a % of total no. of partly paid-up shares	As a % of total no. of shares of the company
Held by promoter/promoter group	0	0.00	0.00
Held by public	0	0.00	0.00
Total	0	0.00	0.00
Outstanding convertible securities:-			
	No. of outstanding securities	As a % of total no. of outstanding convertible securities	As a % of total no. of shares of the company, assuming full conversion of the convertible securities
Held by promoter/promoter group	0	0.00	0.00
Held by public	0	0.00	0.00
Total	0	0.00	0.00
Warrants:-			
	No. of warrants	As a % of total no. of warrants	As a % of total no. of shares of the company, assuming full conversion of warrants
Held by promoter/promoter group	0	0.00	0.00
Held by public	0	0.00	0.00
Total	0	0.00	0.00
Total paid-up capital of the company, assuming full conversion of warrants and convertible securities			
	11779656		




Statement Showing Shareholding Pattern


Category code	Category of Shareholder	Number of Shareholders	Table (I)(a)		Total shareholding as a percentage of total number of shares		Shares Pledged or otherwise encumbered	
			Total number of shares	Number of shares held in dematerialized form	As a percentage of (A+B) ¹	As a percentage of (A+B+C)	Number of shares	As a percentage
			(IV)	(V)	(VI)	(VII)	(VIII)	(IX) = (VIII)/(IV)*100
(I)	(II)	(III)	(IV)	(V)	(VI)	(VII)	(VIII)	(IX) = (VIII)/(IV)*100
(A)	Shareholding of Promoter and Promoter Group²							
1	Indian							
(a)	Individuals/ Hindu Undivided Family	9	6955787	6905607	59.05	59.05		0.00
(b)	Central Government/ State Government(s)				0.00	0.00		0.00
(c)	Bodies Corporate	0	0	0	0.00	0.00		0.00
(d)	Financial Institutions/ Banks				0.00	0.00		0.00
(e)	Any Others(Specify)				0.00	0.00		0.00
(e-i)					0.00	0.00		0.00
(e-ii)					0.00	0.00		0.00
	Sub Total(A)(1)	9	6955787	6905607	59.05	59.05	0	0.00
2	Foreign							
a	Individuals (Non-Residents Individuals/ Foreign Individuals)				0.00	0.00		0.00
b	Bodies Corporate				0.00	0.00		0.00
c	Institutions				0.00	0.00		0.00
d	Qualified Foreign Investor				0.00	0.00		0.00
e	Any Others(Specify)				0.00	0.00		0.00
e-i					0.00	0.00		0.00
e-ii								
	Sub Total(A)(2)	0	0	0	0.00	0.00	0	0.00
	Total Shareholding of Promoter and Promoter Group (A) = (A)(1)+(A)(2)	9	6955787	6905607	59.05	59.05	0	0.00
(B)	Public shareholding							
1	Institutions							
(a)	Mutual Funds/ UTI				0.00	0.00		
(b)	Financial Institutions / Banks				0.00	0.00		
(c)	Central Government/ State Government(s)				0.00	0.00		



(d)	Venture Capital Funds				0.00	0.00		
(e)	Insurance Companies				0.00	0.00		
(f)	Foreign Institutional Investors	1	1114	1114	0.01	0.01		
(g)	Foreign Venture Capital Investors				0.00	0.00		
(h)	Qualified Foreign Investor				0.00	0.00		
(i)	Any Other (specify)				0.00	0.00		
(i-ii)					0.00	0.00		
(i-ii)								
	Sub-Total (B)(1)	1	1114	1114	0.01	0.01		
B 2	Non-institutions							
(a)	Bodies Corporate	60	2496874	1674674	21.19	21.19		
(b)	Individuals							
I	Individuals -i. Individual shareholders holding nominal share capital up to Rs 1 lakh	1896	1127698	1127688	9.57	9.57		
II	ii. Individual shareholders holding nominal share capital in excess of Rs. 1 lakh.	23	1095949	1095949	9.30	9.30		
(c)	Qualified Foreign Investor				0.00	0.00		
(d-i)	Clearing Members	23	79461	79461	0.67	0.67		
(d-ii)	Trusts	0	0	0	0.00	0.00		
(d-iii)	NRI / OCBs	13	22973	22973	0.20	0.20		
(d-iv)	Directors & Relatives	0	0	0	0.00	0.00		
	Sub-Total (B)(2)	2015	4822755	4000745	40.94	40.94		
(B)	Total Public Shareholding (B)= (B)(1)+(B)(2)	2016	4823869	4001859	40.95	40.95		
	TOTAL (A)+(B)	2025	11779656	10907466	100.00	100.00		
(C)	Shares held by Custodians and against which Depository Receipts have been issued							
1	Promoter and Promoter Group	0	0	0	0.00	0.00		0.00
2	Public	0	0	0	0.00	0.00		
	Sub-Total (C)	0	0	0	0.00	0		
	GRAND TOTAL (A)+(B)+(C)	2025	11779656	10907466	100.00	0		




Sr.No	Notes
1	
2	
3	
4	
5	
6	
7	
8	
9	



(I)(b) Statement showing holding of securities (including shares, warrants, convertible securities) of persons belonging to the category "Promoter and Promoter Group"


Sr. No.	Name of the shareholder	Details of Shares held		Encumbered shares (*)			Details of warrants		Details of convertible securities		Total shares (including underlying shares assuming full conversion of warrants and convertible securities) as a % of diluted share capital
		Number of shares held	As a % of grand total (A) + (B) + (C)	No.	As a percentage	As a % of grand total (A)+(B)+(C) of sub-clause (I)(a)	Number of warrants held	As a % total number of warrants of the same class	Number of convertible securities held	As a % total number of convertible securities of the same class	
(I)	(II)	(III)	(IV)	(V)	(VI)=(V)/(III)*100	(VII)	(VIII)	(IX)	(X)	(XI)	(XII)
1	GAURAV BHANSALI	572335	4.86	0	0.00	0.00	0	0.00	0	0.00	4.86
2	J M MEHTA	180	0.00	0	0.00	0.00	0	0.00	0	0.00	0.00
3	MADHU MEHTA	50000	0.42	0	0.00	0.00	0	0.00	0	0.00	0.42
4	OM KUMARI BHANSALI	1041041	8.84	0	0.00	0.00	0	0.00	0	0.00	8.84
5	OM PRAKASH BHANSALI HUF	135000	1.15	0	0.00	0.00	0	0.00	0	0.00	1.15
6	OM PRAKASH BHANSALI	4417011	37.50	0	0.00	0.00	0	0.00	0	0.00	37.50
7	PRIYA BHANSALI	68691	0.58	0	0.00	0.00	0	0.00	0	0.00	0.58
8	RUCHI BHANSALI	72689	0.62	0	0.00	0.00	0	0.00	0	0.00	0.62
9	VIMAL BHANSALI	598840	5.08	0	0.00	0.00	0	0.00	0	0.00	5.08
TOTAL		6955787	59.05	0.00	0.00	0.00	0.00	0.00	0.00	0.00	59.05

(*) The term "encumbrance" has the same meaning as assigned to it in regulation 28(3) of the SAST Regulations, 2011




(I)(c)(ii) Statement showing holding of securities (including shares, warrants, convertible securities) of persons (together with PAC) belonging to the category "Public" and holding more than 5% of the total number of shares of the company

Sr. No.	Name(s) of the shareholder(s) and the Persons Acting in Concert (PAC) with them	Number of shares	Shares as a percentage of total number of shares (i.e., Grand Total (A)+(B)+(C) indicated in Statement at para (I)(a) above)	Details of warrants		Details of convertible		Total shares (including underlying shares assuming full conversion of warrants and convertible securities) as a % of diluted share capital
				Number of warrants	As a % total number of warrants of the same class	Number of convertible securities held	% w.r.t total number of convertible securities of the same class	
1	N.A.	0	0.00	0	0.00	0	0.00	0.00
2			0.00	0	0.00	0	0.00	0.00
3			0.00	0	0.00	0	0.00	0.00
4			0.00	0	0.00	0	0.00	0.00
5			0.00	0	0.00	0	0.00	0.00
6			0.00	0	0.00	0	0.00	0.00
7			0.00	0	0.00	0	0.00	0.00
8			0.00	0	0.00	0	0.00	0.00
9			0.00	0	0.00	0	0.00	0.00
10			0.00	0	0.00	0	0.00	0.00
TOTAL		0	0.00	0	0.00	0	0.00	0.00



(l)(d) Statement showing details of locked-in shares

Sr. No.	Name of the shareholder	Number of locked-in shares	Locked-in shares as a percentage of total number of shares (i.e., Grand Total (A)+(B)+(C) indicated in Statement at para (l)(a) above)	Promoter / Promoter Group /Public
1	N.A		0.00	
2			0.00	
3			0.00	
4			0.00	
5			0.00	
6			0.00	
7			0.00	
8			0.00	
9			0.00	
TOTAL		0	0.00	



(II)(a) Statement showing details of Depository Receipts (DRs)

Sr. No.	Type of outstanding DR (ADRs, GDRs, SDRs, etc.)	Number of outstanding DRs	Number of shares underlying outstanding DRs	Shares underlying outstanding DRs as a percentage of total number of shares (i.e., Grand Total (A)+(B)+(C) indicated in Statement at para (II)(a) above)
1	N.A			0.00
2				0.00
3				0.00
4				0.00
5				0.00
6				0.00
7				0.00
8				0.00
9				0.00
TOTAL		0	0	0.00

