

General information about company	
Scrip code	533001
Name of the company	Somi Conveyor Beltings Limited
Whether company is SME	No
Class of Security	Equity Shares
Type of report	Quarterly
Quarter Ended / Half year ended/Date of Report (For Prelisting / Allotment)	31-12-2017
Date of allotment / extinguishment (in case Capital Restructuring selected) / Listing Date	
Shareholding pattern filed under	Regulation 31 (1) (b)

SOMI CONVEYOR BELTINGS LTD.

*Bin Shrivastava*

MANAGING DIRECTOR.

Sr. No.	Particular	Yes/No
1	Whether the Listed Entity has issued any partly paid up shares?	No
2	Whether the Listed Entity has issued any Convertible Securities ?	No
3	Whether the Listed Entity has issued any Warrants ?	No
4	Whether the Listed Entity has any shares against which depository receipts are issued?	No
5	Whether the Listed Entity has any shares in locked-in?	No
6	Whether any shares held by promoters are pledge or otherwise encumbered?	No
7	Whether company has equity shares with differential voting rights?	No

MANAGING DIRECTOR BELTINGS LTD.

*Srinivasan*

MANAGING DIRECTOR.

Table I - Summary Statement holding of specified securities											
Category (I)	Category of shareholder (II)	Nos. Of shareholders (III)	No. of fully paid up equity shares held (IV)	No. Of Partly paid-up equity shares held (V)	No. Of shares underlying Depository Receipts (VI)	Total nos. shares held (VII) = (IV)+ (V)+ (VI)	Shareholding as a % of total no. of shares (calculated as per SCRR, 1957) (VIII) As a % of (A+B+C2)	Number of Voting Rights held in each class of securities (IX)			
								No of Voting (XIV) Rights			Total as a % of (A+B+C)
								Class eg: X	Class eg:y	Total	
(A)	Promoter & Promoter Group	7	6955787			6955787	59.05	6955787		6955787	59.05
(B)	Public	3703	4823869			4823869	40.95	4823869		4823869	40.95
(C)	Non Promoter-Non Public										
(C1)	Shares underlying DRs										
(C2)	Shares held by Employee Trusts										
	Total	3710	11779656			11779656	100	11779656		11779656	100


CONVEYOR BELTINGS LTD.  
  
 MANAGING DIRECTOR.

Table I - Summary Statement holding of specified securities										
Category (I)	Category of shareholder (II)	No. Of Shares Underlying Outstanding convertible securities (X)	No. of Shares Underlying Outstanding Warrants (Xi)	No. Of Shares Underlying Outstanding convertible securities and No. Of Warrants (Xi) (a)	Shareholding , as a % assuming full conversion of convertible securities ( as a percentage of diluted share capital) (XI)= (VII)+(X) As a % of (A+B+C2)	Number of Locked in shares (XII)		Number of Shares pledged or otherwise encumbered (XIII)		Number of equity shares held in dematerialized form (XIV)
						No. (a)	As a % of total Shares held (b)	No. (a)	As a % of total Shares held (b)	
(A)	Promoter & Promoter Group				59.05					6955787
(B)	Public				40.95					4001859
(C)	Non Promoter-Non Public									
(C1)	Shares underlying DRs									
(C2)	Shares held by Employee Trusts									
	Total				100					10957646



  
**ANSHU PRAKASH LTD.**  
**MANAGING DIRECTOR.**

Table II - Statement showing shareholding pattern of the Promoter and Promoter Group											
Sr.	Category & Name of the Shareholders (I)	Nos. Of shareholders (III)	No. of fully paid up equity shares held (IV)	No. Of Partly paid-up equity shares held (V)	No. Of shares underlying Depository Receipts (VI)	Total nos. shares held (VII) = (IV)+(V)+(VI)	Shareholding as a % of total no. of shares (calculated as per SCRR, 1957) (VIII) As a % of (A+B+C2)	Number of Voting Rights held in each class of securities (IX)			Total as a % of Total Voting rights
								No of Voting (XIV) Rights			
								Class eg: X	Class eg:y	Total	
A	Table II - Statement showing shareholding pattern of the Promoter and Promoter Group										
(1)	Indian										
(a)	Individuals/Hindu undivided Family	7	6955787			6955787	59.05	6955787		6955787	59.05
Sub-Total (A)(1)		7	6955787			6955787	59.05	6955787		6955787	59.05
(2)	Foreign										
Total Shareholding of Promoter and Promoter Group (A) = (A)(1)+(A)(2)		7	6955787			6955787	59.05	6955787		6955787	59.05
B	Table III - Statement showing shareholding pattern of the Public shareholder										
(1)	Institutions										
(3)	Non-institutions										
(a(i))	Individuals - i. Individual shareholders holding nominal share capital up to Rs. 2 lakhs.	3345	1814484			1814484	15.4	1814484		1814484	15.4
(a(ii))	Individuals - ii. Individual shareholders holding nominal share capital in excess of Rs. 2 lakhs.	3	408936			408936	3.47	408936		408936	3.47
(b)	NBFCs registered with RBI	1	25893			25893	0.22	25893		25893	0.22
(e)	Any Other (specify)	354	2574556			2574556	21.86	2574556		2574556	21.86
Sub-Total (B)(3)		3703	4823869			4823869	40.95	4823869		4823869	40.95
Total Public Shareholding (B) = (B)(1) + (B)(2) + (B)(3)		3703	4823869			4823869	40.95	4823869		4823869	40.95
C	Table IV - Statement showing shareholding pattern of the Non Promoter- Non Public shareholder										
Total (A+B+C2)		3710	11779656			11779656	100	11779656		11779656	100
Total (A+B+C)		3710	11779656			11779656	100	11779656		11779656	100

SHRI ANAND KUMAR SHARMA & CO. ADVOCATES

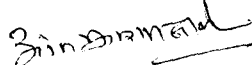
*Srinivasan*  
MANAGING DIRECTOR.

Table II - Statement showing shareholding pattern of the Promoter and Promoter Group									
Sr.	No. Of Shares Underlying Outstanding convertible securities (X)	No. of Shares Underlying Outstanding Warrants (Xi)	No. Of Shares Underlying Outstanding convertible securities and No. Of Warrants (Xi) (a)	Shareholding , as a % assuming full conversion of convertible securities ( as a percentage of diluted share capital) (XI)= (VII)+(X) As a % of (A+B+C2)	Number of Locked in shares (XII)		Number of Shares pledged or otherwise encumbered (XIII)		Number of equity shares held in dematerialized form (XIV)
					No. (a)	As a % of total Shares held (b)	No. (a)	As a % of total Shares held (b)	
A	Table II - Statement showing shareholding pattern of the Promoter and Promoter Group								
(1)	Indian								
(a)				59.05					6955787
Sub-Total (A) (1)				59.05					6955787
(2)	Foreign								
Total Shareholding of Promoter and Promoter Group (A)= (A)(1)+(A)(2)				59.05					6955787
B	Table III - Statement showing shareholding pattern of the Public shareholder								
(1)	Institutions								
(3)	Non-institutions								
(a(i))				15.4					1814474
(a(ii))				3.47					408936
(b)				0.22					25893
(e)				21.86					1752556
Sub-Total (B) (3)				40.95					4001859
Total Public Shareholding (B)=(B)(1)+(B)(2)+(B)(3)				40.95					4001859
C	Table IV - Statement showing shareholding pattern of the Non Promoter- Non Public shareholder								
Total ( A+B+C2 )				100					10957646
Total (A+B+C )				100					10957646

  
 MANAGING DIRECTOR.

Individuals/Hindu undivided Family							
Serial No.	1	2	3	4	5	6	7
Name of the Shareholders (I)	GAURAV BHANSALI	OM KUMARI BHANSALI	OM PRAKASH BHANSALI HUF	OM PRAKASH BHANSALI	PRIYA BHANSALI	RUCHI BHANSALI	VIMAL BHANSALI
PAN (II)	ADDPB0795R	ABFPB0643N	AAAHO7932H	AAYPB9950G	AGQPB6184Q	AIIPB0949H	ADDPB0794Q
No. of fully paid up equity shares held (IV)	572335	1091221	135000	4417011	68691	72689	598840
No. Of Partly paid-up equity shares held (V)							
No. Of shares underlying Depository Receipts (VI)							
Total nos. shares held (VII) = (IV)+ (V)+ (VI)	572335	1091221	135000	4417011	68691	72689	598840
Shareholding as a % of total no. of shares (calculated as per SCRR, 1957) (VIII) As a % of (A+B+C2)	4.86	9.26	1.15	37.5	0.58	0.62	5.08
Number of Voting Rights held in each class of securities (IX)							
Class eg: X	572335	1091221	135000	4417011	68691	72689	598840
Class eg: y							
Total	572335	1091221	135000	4417011	68691	72689	598840
Total as a % of Total Voting rights	4.86	9.26	1.15	37.5	0.58	0.62	5.08
No. Of Shares Underlying Outstanding convertible securities (X)							
No. of Shares Underlying Outstanding Warrants (Xi)							
No. Of Shares Underlying Outstanding convertible securities and No. Of Warrants (Xi) (a)							
Shareholding , as a % assuming full conversion of convertible securities (as a percentage of diluted share capital) (XI)= (VII)+(Xi)(a) As a % of (A+B+C2)	4.86	9.26	1.15	37.5	0.58	0.62	5.08
Number of Locked in shares (XII)							
No. (a)							
As a % of total Shares held (b)							
Number of Shares pledged or otherwise encumbered (XIII)							
No. (a)							
As a % of total Shares held (b)							
Number of equity shares held in dematerialized form (XIV)	572335	1091221	135000	4417011	68691	72689	598840

SOMI INVESTMENT SERVICES LTD.



MANAGING DIRECTOR.

Reason for not providing PAN							
Reason for not providing PAN							

CONVEYOR BELTINGS LTD.  
*20/01/2018*  
MANAGING DIRECTOR.



<b>Individuals/Hindu undivided Family</b>	
Serial No.	
Name of the Shareholders (I)	Click here to go back
PAN (II)	Total
No. of fully paid up equity shares held (IV)	6955787
No. Of Partly paid-up equity shares held (V)	
No. Of shares underlying Depository Receipts (VI)	
Total nos. shares held (VII) = (IV)+ (V)+ (VI)	6955787
Shareholding as a % of total no. of shares (calculated as per SCRR, 1957) (VIII) As a % of (A+B+C2)	59.05
<b>Number of Voting Rights held in each class of securities (IX)</b>	
Class eg:X	6955787
Class eg:y	
Total	6955787
Total as a % of Total Voting rights	59.05
No. Of Shares Underlying Outstanding convertible securities (X)	
No. of Shares Underlying Outstanding Warrants (Xi)	
No. Of Shares Underlying Outstanding convertible securities and No. Of Warrants (Xi) (a)	
Shareholding , as a % assuming full conversion of convertible securities (as a percentage of diluted share capital) (XI)= (VII)+(Xi)(a) As a % of (A+B+C2)	59.05
<b>Number of Locked in shares (XII)</b>	
No. (a)	
As a % of total Shares held (b)	
<b>Number of Shares pledged or otherwise encumbered (XIII)</b>	
No. (a)	
As a % of total Shares held (b)	
Number of equity shares held in dematerialized form (XIV)	6955787
Reason for not providing PAN	

Reason for not providing PAN
------------------------------

SOMI CONVEYOR BELTINGS LTD.  
*Somi Sharma*  
MANAGING DIRECTOR.

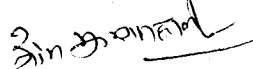
Individuals - ii. Individual shareholders holding nominal share capital in excess of Rs. 2 lakhs.		
Serial No.	1	
Name of the Shareholders (I)	RAJENDRAKUMAR S BHIMRAJKA	<a href="#">Click here to go back</a>
PAN (II)	AETPB8730P	Total
No. of fully paid up equity shares held (IV)	275000	275000
No. Of Partly paid-up equity shares held (V)		
No. Of shares underlying Depository Receipts (VI)		
Total nos. shares held (VII) = (IV)+ (V)+ (VI)	275000	275000
Shareholding as a % of total no. of shares (calculated as per SCRR, 1957) (VIII) As a % of (A+B+C2)	2.33	2.33
Number of Voting Rights held in each class of securities (IX)		
Class eg: X	275000	275000
Class eg: y		
Total	275000	275000
Total as a % of Total Voting rights	2.33	2.33
No. Of Shares Underlying Outstanding convertible securities (X)		
No. of Shares Underlying Outstanding Warrants (Xi)		
No. Of Shares Underlying Outstanding convertible securities and No. Of Warrants (Xi) (a)		
Shareholding , as a % assuming full conversion of convertible securities (as a percentage of diluted share capital) (XI)= (VII)+(X) As a % of (A+B+C2)	2.33	2.33
Number of Locked in shares (XII)		
No. (a)		
As a % of total Shares held (b)		
Number of equity shares held in dematerialized form (XIV)	275000	275000
Reason for not providing PAN		
Reason for not providing PAN		

Any Other (specify)							
Serial No.	1	2	3	4	5	6	7
Category	Clearing Members	Bodies Corporate	Bodies Corporate	Bodies Corporate	Bodies Corporate	Bodies Corporate	Bodies Corporate
Category / More than 1 percentage	Category	Category	More than 1 percentage of shareholding	More than 1 percentage of shareholding	More than 1 percentage of shareholding	More than 1 percentage of shareholding	More than 1 percentage of shareholding
Name of the Shareholders (I)			JOSHNA TRADING PRIVATE LIMITED	MANISH TRADECOM PRIVATE LIMITED	ROYAL JAISAL FINANCIAL CONSULTANTS PVT. Ltd	SAJOY RUBBERS PRIVATE LIMITED	SINA CHEMTRADE PRIVATE LIMITED
PAN (II)			AABCJ7088F	AAECM7389P	AAECR2634L	AAKCS0552L	AAKCS0554N
No. of the Shareholders (I)	76	49	1	1	1	1	1
No. of fully paid up equity shares held (IV)	133279	2198193	286000	301732	382553	238000	298000
No. Of Partly paid-up equity shares held (V)							
No. Of shares underlying Depository Receipts (VI)							
Total nos. shares held (VII) = (IV)+ (V)+ (VI)	133279	2198193	286000	301732	382553	238000	298000
Shareholding as a % of total no. of shares (calculated as per SCRR, 1957) (VIII) As a % of (A+B+C2)	1.13	18.66	2.43	2.56	3.25	2.02	2.53
Number of Voting Rights held in each class of securities (IX)							
Class eg: X	133279	2198193	286000	301732	382553	238000	298000
Class eg:y							
Total	133279	2198193	286000	301732	382553	238000	298000
Total as a % of Total Voting rights	1.13	18.66	2.43	2.56	3.25	2.02	2.53
No. Of Shares Underlying Outstanding convertible securities (X)							
No. of Shares Underlying Outstanding Warrants (Xi)							
No. Of Shares Underlying Outstanding convertible securities and No. Of Warrants (Xi) (a)							
Shareholding , as a % assuming full conversion of convertible securities (as a percentage of diluted share capital) (XI)= (VII)+(X) As a % of (A+B+C2)	1.13	18.66	2.43	2.56	3.25	2.02	2.53
Number of Locked in shares (XII)							
No. (a)							
As a % of total Shares held (b)							

Number of equity shares held in dematerialized form (XIV)	133279	1376193	0	301732	382553	0	0
Reason for not providing PAN							
Reason for not providing PAN							

SHRI ANAND MOHAN SINGH BELTINGS LTD.  
*Bin Anand Mohan*  
MANAGING DIRECTOR.

Any Other (specify)					
Serial No.	8	9	10	11	
Category	Bodies Corporate	NRI – Repat	NRI – Non- Repat	HUF	
Category / More than 1 percentage	More than 1 percentage of shareholding	Category	Category	Category	
Name of the Shareholders (I)	TRANSLAND SHARES PRIVATE LIMITED				<a href="#">Click here to go back</a>
PAN (II)	AADCT1253A				Total
No. of the Shareholders (I)	1	40	20	169	354
No. of fully paid up equity shares held (IV)	456183	44815	31390	166879	2574556
No. Of Partly paid-up equity shares held (V)					
No. Of shares underlying Depository Receipts (VI)					
Total nos. shares held (VII) = (IV)+ (V)+ (VI)	456183	44815	31390	166879	2574556
Shareholding as a % of total no. of shares (calculated as per SCRR, 1957) (VIII) As a % of (A+B+C2)	3.87	0.38	0.27	1.42	21.86
Number of Voting Rights held in each class of securities (IX)					
Class eg. X	456183	44815	31390	166879	2574556
Class eg. y					
Total	456183	44815	31390	166879	2574556
Total as a % of Total Voting rights	3.87	0.38	0.27	1.42	21.86
No. Of Shares Underlying Outstanding convertible securities (X)					
No. of Shares Underlying Outstanding Warrants (Xi)					
No. Of Shares Underlying Outstanding convertible securities and No. Of Warrants (Xi) (a)					
Shareholding , as a % assuming full conversion of convertible securities (as a percentage of diluted share capital) (XI)= (VII)+(X) As a % of (A+B+C2)	3.87	0.38	0.27	1.42	21.86
Number of Locked in shares (XII)					
No. (a)					
As a % of total Shares held (b)					
Number of equity shares held in dematerialized form (XIV)	456183	44815	31390	166879	1752556



MANAGING DIRECTOR.

Reason for not providing PAN					
Reason for not providing PAN					

SHREE BHANU BELTINGS LTD.

*Bhanu*

MANAGING DIRECTOR.

... LIMITED BELTINGS LTD.  
*Zinn Shih Fial*  
MANAGING DIRECTOR.