



SOMI CONVEYOR BELTINGS LTD.

4 F-15, "Oliver House", New Power House Road, JODHPUR - 342 001 INDIA
Tel.: +91 - 291 - 2610472, 2637080, 2637564, 2637565 Fax : +91 - 291 - 2432307
E-mail : sales@somiconveyor.com • Visit us at : www.somiconveyor.com

SOMI/LEGAL & SECRETARIAL/BSE/2013/33
FAX/REGD.A.D/COURIER/E-MAIL
DATE: 18/01/2014

To,
The Bombay Stock Exchange Limited
Phiroze JeeJeebhoy Towers,
Dalal Street,
Mumbai-400001
Phones: 91-22-22721233/4
Fax: 022-22722061

Sir,

Subject: Shareholding Pattern as on 31st December 2013 (Q3).

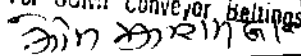
In pursuance of the provisions of Clause 35 of the Listing Agreement, find enclosed three copies of Shareholding Pattern as on 31st December, 2013 (Q3).

FOR SOMI CONVEYOR BELTINGS LIMITED

AMIT BAXI
(Company Secretary and Compliance Officer)
Enclosure: As Above

Introductory sub-table (I)(a)

Name of the Company: SOMI CONVEYOR BELTINGS LIMITED			
Scrip Code : 533001, Name of the scrip : SOMICONV, class of security: Equity			
Quarter ended: December 2013			
Partly paid-up shares:-	No. of partly paid-up shares	As a % of total no. of partly paid-up shares	As a % of total no. of shares of the company
Held by promoter/promoter group	0	0.00	0.00
Held by public	0	0.00	0.00
Total	0	0.00	0.00
Outstanding convertible securities:-	No. of outstanding securities	As a % of total no. of outstanding convertible securities	As a % of total no. of shares of the company, assuming full conversion of the convertible securities
Held by promoter/promoter group	0	0.00	0.00
Held by public	0	0.00	0.00
Total	0	0.00	0.00
Warrants:-	No. of warrants	As a % of total no. of warrants	As a % of total no. of shares of the company, assuming full conversion of warrants
Held by promoter/promoter group	0	0.00	0.00
Held by public	0	0.00	0.00
Total	0	0.00	0.00
Total paid-up capital of the company, assuming full conversion of warrants and convertible securities		11779656	

For SOMI Conveyor Beltings Limited


Managing Director.

Statement Showing Shareholding Pattern								
Category code	Category of Shareholder	Number of Shareholders	Table (I)(a)		Total shareholding as a percentage of total number of shares		Shares Pledged or otherwise encumbered	
			Total number of shares	Number of shares held in dematerialized form	As a percentage of (A+B) ¹	As a percentage of (A+B+C)	Number of shares	As a percentage
			(IV)	(V)	(VI)	(VII)	(VIII)	(IX)= (VIII)/(IV)*100
(A)	Shareholding of Promoter and Promoter Group²							
1	Indian							
(a)	Individuals/ Hindu Undivided Family	9	6831829	6781649	58.00	58.00		0.00
(b)	Central Government/ State Government(s)				0.00	0.00		0.00
(c)	Bodies Corporate	0	0	0	0.00	0.00		0.00
(d)	Financial Institutions/ Banks				0.00	0.00		0.00
(e)	Any Others(Specify)				0.00	0.00		0.00
(e-i)					0.00	0.00		0.00
(e-ii)					0.00	0.00		0.00
	Sub Total(A)(1)	9	6831829	6781649	58.00	58.00	0	0.00
2	Foreign							
a	Individuals (Non-Residents Individuals/ Foreign Individuals)				0.00	0.00		0.00
b	Bodies Corporate				0.00	0.00		0.00
c	Institutions				0.00	0.00		0.00
d	Qualified Foreign Investor				0.00	0.00		0.00
e	Any Others(Specify)				0.00	0.00		0.00
e-i					0.00	0.00		0.00
e-ii								
	Sub Total(A)(2)	0	0	0	0.00	0.00	0	0.00
	Total Shareholding of Promoter and Promoter Group (A)= (A)(1)+(A)(2)	9	6831829	6781649	58.00	58.00	0	0.00
(B)	Public shareholding							
1	Institutions							
(a)	Mutual Funds/ UTI				0.00	0.00		
(b)	Financial Institutions / Banks				0.00	0.00		

Binay Managing Director

(c)	Central Government/ State Government(s)				0.00	0.00		
(d)	Venture Capital Funds				0.00	0.00		
(e)	Insurance Companies				0.00	0.00		
(f)	Foreign Institutional Investors				0.00	0.00		
(g)	Foreign Venture Capital Investors				0.00	0.00		
(h)	Qualified Foreign Investor				0.00	0.00		
(i)	Any Other (specify)				0.00	0.00		
(i-ii)					0.00	0.00		
(i-ii)					0.00	0.00		
	Sub-Total (B)(1)	0	0	0	0.00	0.00		
B 2	Non-institutions							
(a)	Bodies Corporate	63	2445890	1623890	20.76	20.76		
(b)	Individuals							
I	Individuals -i. Individual shareholders holding nominal share capital up to Rs 1 lakh	2409	1508607	1508597	12.81	12.81		
II	ii. Individual shareholders holding nominal share capital in excess of Rs. 1 lakh.	20	803948	803948	6.82	6.82		
(c)	Qualified Foreign Investor				0.00	0.00		
(d-i)	Clearing Members	29	128028	128028	1.09	1.09		
(d-ii)	Trusts	2	34746	34746	0.29	0.29		
(d-iii)	NRI / QCBs	10	26608	26608	0.23	0.23		
(d-iv)	Directors & Relatives	0	0	0	0.00	0.00		
	Sub-Total (B)(2)	2533	4947827	4125817	42.00	42.00		
(B)	Total Public Shareholding (B)= (B)(1)+(B)(2)	2533	4947827	4125817	42.00	42.00		
	TOTAL (A)+(B)	2542	11779656	10907466	100.00	100.00		
(C)	Shares held by Custodians and against which Depository Receipts have been issued							
1	Promoter and Promoter	0	0	0	0.00	0.00		0.00
2	Public	0	0	0	0.00	0.00		
	Sub-Total (C)	0	0	0	0.00	0.00	0	0.00
	GRAND TOTAL (A)+(B)+(C)	2542	11779656	10907466	100.00	100.00	0	0.00

for Smt. Laxmi Devi & Co. Limited

(Signature)

PAGE NO. 03

Managing Director.

Notes

For SOMI Conveyor Beltings Limited
ਸਿੰਘ ਸਰਿੰਦਰ ਸਿੰਘ

Managing Director.

(I)(b) Statement showing holding of securities (including shares, warrants, convertible securities) of persons belonging to the category "Promoter and Promoter Group"

Sr. No.	Name of the shareholder	Details of Shares held		Encumbered shares (*)			Details of warrants		Details of convertible securities		Total shares (including underlying shares assuming full conversion of warrants and convertible securities) as a % of diluted share capital
		Number of shares held	As a % of grand total (A)+(B)+(C)	No.	As a percentage	As a % of grand total (A)+(B)+(C) of sub-clause (I)(a)	Number of warrants held	As a % total number of warrants of the same class	Number of convertible securities held	As a % total number of convertible securities of the same	
(I)	(II)	(III)	(IV)	(V)	(VI)=(V)/(III)*100	(VII)	(VIII)	(IX)	(X)	(XI)	(XII)
1	GAURAV BHANSALI	546377	4.64	0	0.00	0.00	0	0.00	0	0.00	4.64
2	J M MEHTA	180	0.00	0	0.00	0.00	0	0.00	0	0.00	0.00
3	MADHU MEHTA	50000	0.42	0	0.00	0.00	0	0.00	0	0.00	0.42
4	OM KUMARI BHANSALI	989394	8.40	0	0.00	0.00	0	0.00	0	0.00	8.40
5	OM PRAKASH BHANSALI	4412658	37.46	0	0.00	0.00	0	0.00	0	0.00	37.46
6	OM PRAKASH BHANSALI HUF	135000	1.15	0	0.00	0.00	0	0.00	0	0.00	1.15
7	PRIYA BHANSALI	68691	0.58	0	0.00	0.00	0	0.00	0	0.00	0.58
8	RUCHI BHANSALI	72689	0.62	0	0.00	0.00	0	0.00	0	0.00	0.62
9	VIMAL BHANSALI	556840	4.73	0	0.00	0.00	0	0.00	0	0.00	4.73
TOTAL		6831829	58.00	0.00	0.00	0.00	0.00	0.00	0.00	0.00	58.00

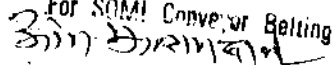
(*) The term "encumbrance" has the same meaning as assigned to it in regulation 28(3) of the SAST Regulations, 2011

For Sastel Conve, or Derivings Limited

(Signature)

(I)(c)(i) Statement showing holding of securities (including shares, warrants, convertible securities) of persons belonging to the category "Public" and holding more than 1% of the total number of shares

Sr. No.	Name of the shareholder	Number of shares held	Shares as a percentage of total number of shares {i.e., Grand Total (A)+(B)+(C) indicated in Statement at para (I)(a) above}	Details of warrants		Details of convertible		Total shares (including underlying shares assuming full conversion of warrants and convertible securities) as a % of diluted share capital
				Number of warrants held	As a % total number of warrants of the same class	Number of convertible securities held	% w.r.t total number of convertible securities of the same class	
1	Rajendrakumar S Bhimrajka	275000	2.33	0	0.00		0.00	2.33
2	Joshna Trading Pvt Ltd	286000	2.43	0	0.00		0.00	2.43
3	Manish Tradecon Pvt Ltd	301732	2.56	0	0.00		0.00	2.56
4	Religare Finvest Ltd	135000	1.15	0	0.00		0.00	1.15
5	Royal Jaisal Financial Consultants Pvt Ltd	382553	3.25	0	0.00		0.00	3.25
6	Sajoy Rubber Pvt Ltd	238000	2.02	0	0.00		0.00	2.02
7	Sima Cemtrade Pvt Ltd	298000	2.53	0	0.00		0.00	2.53
8	Transland Shares Pvt Ltd	456183	3.87	0	0.00		0.00	3.87
TOTAL		2372468	20.14	0.00	0.00	0.00	0.00	20.14

For SOMI Conveyor Beltings Limited

 Managing Director.

(I)(c)(ii) Statement showing holding of securities (including shares, warrants, convertible securities) of persons (together with PAC) belonging to the category "Public" and holding more than 5% of the total number of shares of the company

Sr. No.	Name(s) of the shareholder(s) and the Persons Acting in Concert (PAC) with them	Number of shares	Shares as a percentage of total number of shares {i.e., Grand Total (A)+(B)+(C) indicated in Statement at para (I)(a) above}	Details of warrants		Details of convertible		Total shares (including underlying shares assuming full conversion of warrants and convertible securities) as a % of diluted share capital
				Number of warrants	As a % total number of warrants of the same class	Number of convertible securities held	% w.r.t total number of convertible securities of the same class	
1	N.A.	0	0.00	0	0.00	0	0.00	0.00
2			0.00	0	0.00	0	0.00	0.00
3			0.00	0	0.00	0	0.00	0.00
4			0.00	0	0.00	0	0.00	0.00
5			0.00	0	0.00	0	0.00	0.00
6			0.00	0	0.00	0	0.00	0.00
7			0.00	0	0.00	0	0.00	0.00
8			0.00	0	0.00	0	0.00	0.00
9			0.00	0	0.00	0	0.00	0.00
10			0.00	0	0.00	0	0.00	0.00
TOTAL		0	0.00	0	0.00	0	0.00	0.00

For SOMI Conveyor Beltings Limited

(Handwritten Signature)

Managing Director.

(l)(d) Statement showing details of locked-in shares

Sr. No.	Name of the shareholder	Number of locked-in shares	Locked-in shares as a percentage of total number of shares (i.e., Grand Total (A)+(B)+(C) indicated in Statement at para (l)(a) above)	Promoter / Promoter Group /Public
1	N.A		0.00	
2			0.00	
3			0.00	
4			0.00	
5			0.00	
6			0.00	
7			0.00	
8			0.00	
9			0.00	
TOTAL		0	0.00	

For SOMI Conveyor Belting Limited

3/11/2017

Managing Director

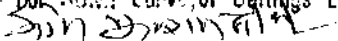
(II)(a) Statement showing details of Depository Receipts (DRs)

Sr. No.	Type of outstanding DR (ADRs, GDRs, SDRs, etc.)	Number of outstanding DRs	Number of shares underlying outstanding DRs	Shares underlying outstanding DRs as a percentage of total number of shares (i.e., Grand Total (A)+(B)+(C) indicated in Statement at para (I)(a) above)
1	N.A			0.00
2				0.00
3				0.00
4				0.00
5				0.00
6				0.00
7				0.00
8				0.00
9				0.00
TOTAL		0	0	0.00

For SOMI Conveyor Beltings Limited
[Signature]
Managing Director.

(II)(b) Statement showing holding of Depository Receipts (DRs), where underlying shares held by "promoter/promoter group" are in excess of 1% of the total number of shares

Sr. No.	Name of the DR Holder	Type of outstanding DR (ADRs, GDRs, SDRs, etc.)	Number of shares underlying outstanding DRs	Shares underlying outstanding DRs as a percentage of total number of shares (i.e., Grand Total (A)+(B)+(C) indicated in Statement at para (I)(a) above)
1	N.A			0.00
2				0.00
3				0.00
4				0.00
5				0.00
6				0.00
7				0.00
8				0.00
9				0.00
TOTAL			0	0.00

For SOMI Conveyor Systems Limited


Managing Director