



# SOMI CONVEYOR BELTINGS LTD.

4 F - 15, "Oliver House", New Power House Road, JODHPUR - 342001 INDIA

Tel.: +91 - 291 - 2765400 to 09, 2610472, 2637564 / 65 Fax: +91 - 291 - 2765410, 2432307

E-Mail: sales@somiconveyor.com

Visit Us at: www.somiconveyor.com

CIN:L25192RJ2000PLC016480

SOMI/LEGAL & SECRETARIAL/BSE/2014/47  
FAX/REGD.A.D/COURIER/E-MAIL  
DATE: 18/07/2014


To,  
The Bombay Stock Exchange Limited  
Phiroze JeeJeebhoy Towers,  
Dalal Street,  
Mumbai-400001  
Phones: 91-22-22721233/4  
Fax: 022-22722061

Sir,

**Subject: Shareholding Pattern as on 30<sup>th</sup> June, 2014 (Q1).**

In pursuance of the provisions of Clause 35 of the Listing Agreement, find enclosed three copies of Shareholding Pattern as on 30th June, 2014 (Q1).

FOR SOMI CONVEYOR BELTINGS LIMITED



AMIT BANSAL  
(Company Secretary and Compliance Officer)  
Enclosure: As Above

Introductory sub-table (I)(a)

<b>Name of the Company: SOMI CONVEYOR BELTINGS LIMITED</b>			
<b>Scrip Code : 533001, Name of the scrip : SOMICONVY, class of security: Equity</b>			
<b>Quarter ended: June 2014</b>			
<b>Partly paid-up shares:-</b>			
	<b>No. of partly paid-up shares</b>	<b>As a % of total no. of partly paid-up shares</b>	<b>As a % of total no. of shares of the company</b>
Held by promoter/promoter group	0	0.00	0.00
Held by public	0	0.00	0.00
<b>Total</b>	<b>0</b>	<b>0.00</b>	<b>0.00</b>
<b>Outstanding convertible securities:-</b>			
	<b>No. of outstanding securities</b>	<b>As a % of total no. of outstanding convertible securities</b>	<b>As a % of total no. of shares of the company, assuming full conversion of the convertible securities</b>
Held by promoter/promoter group	0	0.00	0.00
Held by public	0	0.00	0.00
<b>Total</b>	<b>0</b>	<b>0.00</b>	<b>0.00</b>
<b>Warrants:-</b>			
	<b>No. of warrants</b>	<b>As a % of total no. of warrants</b>	<b>As a % of total no. of shares of the company, assuming full conversion of warrants</b>
Held by promoter/promoter group	0	0.00	0.00
Held by public	0	0.00	0.00
<b>Total</b>	<b>0</b>	<b>0.00</b>	<b>0.00</b>
<b>Total paid-up capital of the company, assuming full conversion of warrants and convertible securities (Shares)</b>			

11779656

For SOMI Conveyor Beltings Limited

*Srinivasan*

Managing Director.

000001

Statement Showing Shareholding Pattern								
Category code	Category of Shareholder	Number of Shareholders	Table (I)(a)		Total shareholding as a percentage of total number of shares		Shares Pledged or otherwise encumbered	
			Total number of shares	Number of shares held in dematerialized form	As a percentage of (A+B) <sup>1</sup>	As a percentage of (A+B+C)	Number of shares	As a percentage
(I)	(II)	(III)	(IV)	(V)	(VI)	(VII)	(VIII)	(IX)= (VIII)/(IV)*100
<b>(A)</b>	<b>Shareholding of Promoter and Promoter Group<sup>2</sup></b>							
<b>1</b>	<b>Indian</b>							
(a)	Individuals/ Hindu Undivided Family	9	6837787	6787607	58.05	58.05		0.00
(b)	Central Government/ State Government(s)				0.00	0.00		0.00
(c)	Bodies Corporate	0	0	0	0.00	0.00		0.00
(d)	Financial Institutions/ Banks				0.00	0.00		0.00
(e)	Any Others(Specify)				0.00	0.00		0.00
(e-i)					0.00	0.00		0.00
(e-ii)					0.00	0.00		0.00
	<b>Sub Total(A)(1)</b>	<b>9</b>	<b>6837787</b>	<b>6787607</b>	<b>58.05</b>	<b>58.05</b>	<b>0</b>	<b>0.00</b>
<b>2</b>	<b>Foreign</b>							
a	Individuals (Non-Residents Individuals/ Foreign Individuals)				0.00	0.00		0.00
b	Bodies Corporate				0.00	0.00		0.00
c	Institutions				0.00	0.00		0.00
d	Qualified Foreign Investor				0.00	0.00		0.00
e	Any Others(Specify)				0.00	0.00		0.00
e-i					0.00	0.00		0.00
e-ii								
	<b>Sub Total(A)(2)</b>	<b>0</b>	<b>0</b>	<b>0</b>	<b>0.00</b>	<b>0.00</b>	<b>0</b>	<b>0.00</b>
	<b>Total Shareholding of Promoter and Promoter Group (A)= (A)(1)+(A)(2) For SOMI Carve-out Holdings Limited</b>	<b>9</b>	<b>6837787</b>	<b>6787607</b>	<b>58.05</b>	<b>58.05</b>	<b>0</b>	<b>0.00</b>
<b>(B)</b>	<b>Public shareholding</b>							
<b>1</b>	<b>Institutions</b>							

Managing Director.

000002

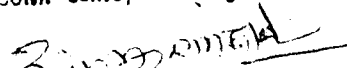
(a)	Mutual Funds/ UTI				0.00	0.00		
(b)	Financial Institutions / Banks				0.00	0.00		
(c)	Central Government/ State Government(s)				0.00	0.00		
(d)	Venture Capital Funds				0.00	0.00		
(e)	Insurance Companies				0.00	0.00		
(f)	Foreign Institutional Investors				0.00	0.00		
(g)	Foreign Venture Capital Investors				0.00	0.00		
(h)	Qualified Foreign Investor				0.00	0.00		
(i)	Any Other (specify)				0.00	0.00		
(i-ii)					0.00	0.00		
(i-ii)								
	<b>Sub-Total (B)(1)</b>	<b>0</b>	<b>0</b>	<b>0</b>	<b>0.00</b>	<b>0.00</b>		
<b>B 2</b>	<b>Non-institutions</b>							
(a)	Bodies Corporate	72	2492022	1670022	21.16	21.16		
(b)	Individuals							
I	Individuals -i. Individual shareholders holding nominal share capital up to Rs 1 lakh	2318	1443326	1443316	12.25	12.25		
II	ii. Individual shareholders holding nominal share capital in excess of Rs. 1 lakh.	27	861065	861065	7.31	7.31		
(c)	Qualified Foreign Investor				0.00	0.00		
(d-i)	Clearing Members	19	84473	84473	0.72	0.72		
(d-ii)	Trusts	2	34746	34746	0.29	0.29		
(d-iii)	NRI / OCBs	12	26237	26237	0.22	0.22		
(d-iv)	Directors & Relatives	0	0	0	0.00	0.00		
	<b>Sub-Total (B)(2)</b>	<b>2450</b>	<b>4941869</b>	<b>4119859</b>	<b>41.95</b>	<b>41.95</b>		
(B)	<b>Total Public Shareholding (B)= (B)(1)+(B)(2)</b>	<b>2450</b>	<b>4941869</b>	<b>4119859</b>	<b>41.95</b>	<b>41.95</b>		
	<b>TOTAL (A)+(B)</b>	<b>2459</b>	<b>11779656</b>	<b>10907466</b>	<b>100.00</b>	<b>100.00</b>		
(C)	<b>Shares held by Custodians and against which Depository Receipts have been issued</b>							
1	Promoter and Promoter Group	0	0	0	0.00	0.00		0.00
2	Public	0	0	0	0.00	0.00		
	<b>Sub-Total (C) For SOMI Conve, or holdings Limited</b>	<b>0</b>	<b>0</b>	<b>0</b>	<b>0.00</b>	<b>0</b>		
	<b>GRAND TOTAL (A)+(B)+(C)</b>	<b>2459</b>	<b>11779656</b>	<b>10907466</b>	<b>100.00</b>	<b>0</b>		<b>0.00</b>

Managing Director.

000003

Sr.No	Notes
1	
2	
3	
4	
5	
6	
7	
8	
9	

For SOMI Conveyor Beltings Limited

  
Managing Director.

000004

**(I)(b) Statement showing holding of securities (including shares, warrants, convertible securities) of persons belonging to the category "Promoter and Promoter Group"**

Sr. No.	Name of the shareholder	Details of Shares held		Encumbered shares (*)			Details of warrants		Details of convertible securities		Total shares (including underlying shares assuming full conversion of warrants and convertible securities) as a % of diluted share capital
		Number of shares held	As a % of grand total (A)+(B)+(C)	No.	As a percentage	As a % of grand total (A)+(B)+(C) of sub-clause (I)(a)	Number of warrants held	As a % total number of warrants of the same class	Number of convertible securities held	As a % total number of convertible securities of the same class	
(I)	(II)	(III)	(IV)	(V)	(VI)=(V)/(III)*100	(VII)	(VIII)	(IX)	(X)	(XI)	(XII)
1	GAURAV BHANSALI	552335	4.69	0	0.00	0.00	0	0.00	0	0.00	4.69
2	J M MEHTA	180	0.00	0	0.00	0.00	0	0.00	0	0.00	0.00
3	MADHU MEHTA	50000	0.42	0	0.00	0.00	0	0.00	0	0.00	0.42
4	OM KUMARI BHANSALI	989394	8.40	0	0.00	0.00	0	0.00	0	0.00	8.40
5	OM PRAKASH BHANSALI HUF	135000	1.15	0	0.00	0.00	0	0.00	0	0.00	1.15
6	OM PRAKESH BHANSALI	4412658	37.46	0	0.00	0.00	0	0.00	0	0.00	37.46
7	PRIYA BHANSALI	68691	0.58	0	0.00	0.00	0	0.00	0	0.00	0.58
8	RUCHI BHANSALI	72689	0.62	0	0.00	0.00	0	0.00	0	0.00	0.62
9	VIMAL BHANSALI	556840	4.73	0	0.00	0.00	0	0.00	0	0.00	4.73
<b>TOTAL</b>		<b>6837787</b>	<b>58.05</b>	<b>0</b>	<b>0.00</b>	<b>0.00</b>	<b>0.00</b>	<b>0.00</b>	<b>0.00</b>	<b>0.00</b>	<b>58.05</b>

(\*) The term "encumbrance" has the same meaning as assigned to it in regulation 28(3) of the SAST Regulations, 2011

Managing Director.

000005

**(l)(c)(i) Statement showing holding of securities (including shares, warrants, convertible securities) of persons belonging to the category "Public" and holding more than 1% of the total number of shares**

Sr. No.	Name of the shareholder	Number of shares held	Shares as a percentage of total number of shares {i.e., Grand Total (A)+(B)+(C) indicated in Statement at para (l)(a) above}	Details of warrants		Details of convertible		Total shares (including underlying shares assuming full conversion of warrants and convertible securities) as a % of diluted share capital
				Number of warrants held	As a % total number of warrants of the same class	Number of convertible securities held	% w.r.t total number of convertible securities of the same class	
1	RAJENDRAKUMAR S BHIMRAJKA	275000	2.33	0	0.00		0.00	2.33
2	JOSHNA TRADING PRIVATE LIMITED	286000	2.43	0	0.00		0.00	2.43
3	MANISH TRADECOM PRIVATE LIMITED	301732	2.56	0	0.00		0.00	2.56
4	RELIGARE FINVEST LTD	135000	1.15	0	0.00		0.00	1.15
5	ROYAL JAISAL FINANCIAL CONSULTANTS PVT.	382553	3.25	0	0.00		0.00	3.25
6	SAJOY RUBBER PRIVATE LIMITED	238000	2.02	0	0.00		0.00	2.02
7	SINA CHEMTRADE PRIVATE LIMITED	298000	2.53	0	0.00		0.00	2.53
8	TRANSLAND SHARES PRIVATE LIMITED	456183	3.87	0	0.00		0.00	3.87
9	KIFS SECURITIES LIMITED	150626	1.28	0	0.00		0.00	1.28
<b>TOTAL</b>		<b>2372468</b>	<b>20.14</b>	<b>0.00</b>	<b>0.00</b>	<b>0.00</b>	<b>0.00</b>	<b>20.14</b>

For SOMI Converse Holdings Limited

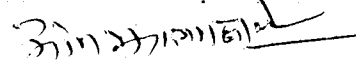
*Srinivasan*  
Managing Director.

000006

**(I)(c)(ii) Statement showing holding of securities (including shares, warrants, convertible securities) of persons (together with PAC) belonging to the category "Public" and holding more than 5% of the total number of shares of the company**

Sr. No.	Name(s) of the shareholder (s) and the Persons Acting in Concert (PAC) with them.	Number of shares	Shares as a percentage of total number of shares {i.e., Grand Total (A)+(B)+(C) indicated in Statement at para (I)(a) above}	Details of warrants		Details of convertible		Total shares (including underlying shares assuming full conversion of warrants and convertible securities) as a % of diluted share capital
				Number of warrants	As a % total number of warrants of the same class	Number of convertible securities held	% w.r.t total number of convertible securities of the same class	
1	N.A.	0	0.00	0	0.00	0	0.00	0.00
2			0.00	0	0.00	0	0.00	0.00
3			0.00	0	0.00	0	0.00	0.00
4			0.00	0	0.00	0	0.00	0.00
5			0.00	0	0.00	0	0.00	0.00
6			0.00	0	0.00	0	0.00	0.00
7			0.00	0	0.00	0	0.00	0.00
8			0.00	0	0.00	0	0.00	0.00
9			0.00	0	0.00	0	0.00	0.00
10			0.00	0	0.00	0	0.00	0.00
<b>TOTAL</b>		<b>0</b>	<b>0.00</b>	<b>0</b>	<b>0.00</b>	<b>0</b>	<b>0.00</b>	<b>0.00</b>

For SOMI Corporation Limited

  
Managing Director.

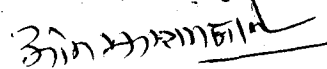
000007



(I)(d) Statement showing details of locked-in shares

Sr. No.	Name of the shareholder	Number of locked-in shares	Locked-in shares as a percentage of total number of shares {i.e., Grand Total (A)+(B)+(C) indicated in Statement at para (I)(a) above}	Promoter / Promoter Group /Public
1	N.A		0.00	
2			0.00	
3			0.00	
4			0.00	
5			0.00	
6			0.00	
7			0.00	
8			0.00	
9			0.00	
<b>TOTAL</b>		<b>0</b>	<b>0.00</b>	

For SOMI Conveyor Belting Limited



Managing Director.

(II)(a) Statement showing details of Depository Receipts (DRs)

Sr. No.	Type of outstanding DR (ADRs, GDRs, SDRs, etc.)	Number of outstanding DRs	Number of shares underlying outstanding DRs	Shares underlying outstanding DRs as a percentage of total number of shares {i.e., Grand Total (A)+(B)+(C) indicated in Statement at para (I)(a) above}
1	N.A			0.00
2				0.00
3				0.00
4				0.00
5				0.00
6				0.00
7				0.00
8				0.00
9				0.00
<b>TOTAL</b>		<b>0</b>	<b>0</b>	<b>0.00</b>

For SOM: Coventry Leasing Limited

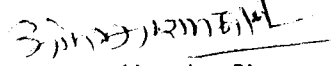
  
Managing Director.

000009

(II)(b) Statement showing holding of Depository Receipts (DRs), where underlying shares held by "promoter/promoter group" are in excess of 1% of the total number of shares

Sr. No.	Name of the DR Holder	Type of outstanding DR (ADRs, GDRs, SDRs, etc.)	Number of shares underlying outstanding DRs	Shares underlying outstanding DRs as a percentage of total number of shares {i.e., Grand Total (A)+(B)+(C) indicated in Statement at para (I)(a) above}
1	N.A			0.00
2				0.00
3				0.00
4				0.00
5				0.00
6				0.00
7				0.00
8				0.00
9				0.00
<b>TOTAL</b>			<b>0</b>	<b>0.00</b>

For SOMI Conveyor Beltings Limited



Managing Director.